

Commtap

Communication Activities

www.commtap.org

Free activities ideas for developing children's communication

Ideas for communication work

The Communication Targets and Activities Project (Commtap) allows speech and language therapists, language and communication teachers and others to share activities for working with children with communication difficulties in schools and other locations.

On www.commtap.org, you will find activities sheets for working with children at a range of different levels and across a variety of curriculum and skill areas. There are activities which are aimed at individual and group work, and ideas for strategies to use in the classroom.

EYFS, P-Scales, National Curriculum

Activities on the site are organised using the Early Years Foundation Stage Curriculum, the P-scales and the National Curriculum. The site can accommodate activities suitable for use in early years, primary and secondary schools. It also has sections for adults with communication difficulties.

Quick and easy to use

Commtap activities sheets use a simple standardised format making them easy and quick to read. They are designed to be used by education staff, such as learning support assistants, who have had guidance from an appropriate specialist.

Saving time

The principle is that therapists and specialist teachers create activities sheets (which they would have written in any case) which are then included on the site. When children with similar needs are seen by other specialists, there is then no need to re-write an activities sheet that has already been written.

Anyone can contribute or edit activities sheets, however all contributions are checked before they are made visible on the site.

How to find activities sheets

Go to www.commtap.org. You can find activities by level as follows:

1 Choose a setting

[Early Years](#) [Primary](#) [Secondary](#) [Post School Education](#) [Adult](#)

For example, click on "primary".

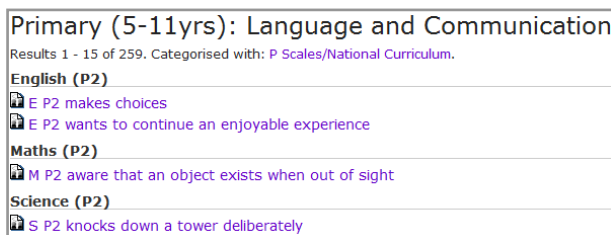
2 Choose a type of activities sheet



The screenshot shows three categories with icons and text:

- Language and Communication** (Icon: two people talking) - Language and Communication Activities and Strategies
- Phonology and Articulation** (Icon: lips) - Phonology and Articulation Activities and Strategies
- Additional Resource** (Icon: computer screen with red pushpins) - Resources to support the activities and strategies

For example, choose "Language and Communication". You will then get a list of activities sheets in order of level:



The screenshot shows a search result for "Primary (5-11yrs): Language and Communication" with 15 results. The results are categorized by subject:

- English (P2)**
 - E P2 makes choices
 - E P2 wants to continue an enjoyable experience
- Maths (P2)**
 - M P2 aware that an object exists when out of sight
- Science (P2)**
 - S P2 knocks down a tower deliberately

3 Narrow down the list

Use the links at the side and the bottom to narrow down what you are looking for.

P-Scales/National Curriculum (5-16+yrs) Skill

- English (170)
- Maths (50)
- Science (13)
- PSHE and Citizenship (24)
- Motor Skills (1)
- ICT (1)

P-Scales/National Curriculum (5-16+yrs) Level

- P1-P3 (16)
- P4-P8 (169)
- L1-L5 (74)

[▶ More categories](#)

You can choose activities sheets within different level ranges (e.g. P4-P8), or from different curriculum/communication areas. Click on “More categories” for more options, such as autism spectrum disorder (ASD).

4 Other ways of finding stuff

You can use the “quick start” box (from the home page) to get to a list of activities sheets quickly. You can also use the search box to search for particular communication skills or activities.

What an activities sheet looks like

Commtap activities sheets always have the same format – whether it is for a child with severe communication difficulties, or for a more able child working at level 2 of the National Curriculum. Here’s one displayed for use in Early Years:

CLL 22-36m understanding and using 3 key words

Description: Follows and uses instructions containing three keys words.

Early years skill: Communication, Language and Literacy

Early years typical range: 22-36m

Section: Early Years (0-5yrs); Primary (5-11yrs)

[▶ Additional information \(Click to show\)](#)

Activity/strategy name and materials required	How to do the activity	Key principles for doing the activity and comments
Adjective + adjective + noun instructions Big / Small teddy bear pictures	Explain that we are going to dress teddy. First the adult tells the child what clothes to find e.g. 'Find big red trousers'.	Take it in turns so that the child hears lots of good adjective + adjective + noun phrases being modelled.
Big / small clothing in various colours basic colours	Child takes a turn to say what will go on next - encourage the use of both adjectives by being puzzled if not enough information is given.	

Categorisation

Choose the classification system you would like to use:

This activities sheet is also suitable for use in primary. You can change the scale using the box on the left to see where it fits into the P-scales, this changes the title:

EL P6 understanding and using 3 key words

Description: Follows and uses instructions containing three keys words.

P-scales/Nat. Curriculum skill: English Listening

P-scales/Nat. Curriculum level: P6

If you click on the abbreviation at the beginning of the title (EL P6 – English Listening P6 here), you will go to a page which gives you more

information about that skill area/level – including a description where available.






Creating an activities sheet

Anyone can create their own activities sheet or edit other activities sheets on the site (all material is checked before it goes public). This is how you create one:

1 Click on “Create!”

The create link is on the grey bar at the top of each page. You may be asked to log in.

2 Choose something to create

 <p>Create a Language and Communication Activities Sheet</p> <p><small>Activities or strategies for language/communication.</small></p>	 <p>Create a Phonology and Articulation Activities Sheet</p> <p><small>Activities or strategies for phonology/articulation.</small></p>	 <p>Create an Additional Resource</p> <p><small>A page which you can link to from a TAP sheet - for example a vocabulary list.</small></p>
 <p>Upload a picture</p>	 <p>Upload a file</p>	

For example, you could choose to create a “Language and Communication Activities Sheet”.

3 Follow the step by step instructions

You type your activities in boxes:

B I U L List HTML

Activity Title:	Instructions:	Comments:
Materials:		

4 Come back to the sheet you created

If you logged in to create your activities sheet, you can log in and come back to your new activities sheet at any time – even before it has gone “live” on the site.

For more information

Email: tap@commtap.org

Phone: 020 7250 8064

Mail: Commtap CIC, CAN Mezzanine, 49-51 East Road, London, N1 6AH.

Developed with the participation of speech and language therapy services, education services and individuals from across the UK and other countries. Commtap CIC is a not for profit community interest company. We are grateful for the support provided by Canary Wharf Group plc., UnLtd, Tower Hamlets Children’s Speech and Language Therapy Service, Tower Hamlets Education.